

Senior Boys High Jump

ES: 1.95 NS: 2.01 BP: 2.25

2-3 courses
 30 seconds
 1:30 seconds
 3 minutes
 2 minutes

F36 at 10:30 - HJ2

	ht	ht	ht	ht	ht	ht	ht	ht	ht	ht	ht	ht	ht	ht	ht	best	posn	std
1	31	Shane Connell	Manch	1.87	—	0	XO	—	0	XO	XXX	—				2.01	5	
2	79	Harry Baker	Sussex	1.87	—	0	XX	—	—							1.87	4=	
3	33	Jack Norton	Hamp	1.82	0	0	0	0	0	0	0	0	XO			2.10	1	
4	37	Toni Ademuwagun	Herts	1.95	—	—	—	XX	—	—						—	—	
5	69	Jack Turner	Somer	1.87	—	0	XXO	XXX	—	—						1.92		9=
6	27	withdrawn	Essex	—	—	—	—	—	—									
7	63	Kaya Walker	Notts	—	—	—	—	—	—									
8	57	Leon Martin-Evans	Nhants	1.82	0	0	XXO	XXO	XX	—						1.95	6	
9	70	Ben Le Rougetel	Somer	1.87	—	XXO	0	XX	—							1.92		9=
10	34	Charlie Button	Hamp	1.82	0	XO	0	XX	—							1.92		8
11	49	Luke Okosieme	London	1.92	—	—	0	XX	—							1.92		7
12	83	Benjamin Saunders	WMid	1.92	—	—	0	—	0	0	XXX	—				2.01	3=	
13	89	Evan Campbell	Chis	—	—	—	—	—	—									
14	19	Adam Berwick	Derby	1.82	0	XXO	XXX	—	—							1.87	13	
15	1	Jack Moore	Avon	1.82	0	0	XXX	—	—							1.77	11=	
16	11	withdrawn	Chesh	—	—	—	—	—	—									
17	51	Steven Jones	Mersey	1.82	0	0	0	0	0	0	XXX	—				2.01	3=	
18	52	Kai Finch	Mersey	1.82	0	XO	0	XXO	XO	0	XXO	XXX				2.04	2	
19																		
20																		
21																		
22																		
23																		
24																		
25																		

pos	name	county	height	std	pos	name	county	height	std
1					5				
2					6				
3					7				
4					8				

Judge 1 *[Signature]*
 Judge 2 *[Signature]*
 Judge 3 *[Signature]*
 Referee *[Signature]*

Paul K... 11-18 12:05

Senior Boys Long Jump

ES: 6.80 NS: 6.90 BP: 7.97

F7 at 11:30 - LJ1

			1	2	3	best	pos	4	5	6	best	pos	wind	std	
1	11	Luke Southerton	Chesh	5.57	6.10	6.47	6.47	7	6.21	X	6.08	6.47	8	+0.7	
2	21	Samuel Gooding	Devon	4.14	6.09	X	6.09	8	6.63	6.59	6.25	6.63	6	+0.6	
3	85	Callum Orange	WYork	X	6.53	X	6.53	6	X	X	X	6.53	7	-0.5	
4	87	Jake Burkey	Wilts	5.04	5.14	6.66	6.66	5	X	6.71	X	6.71	5	-0.4	
5	27	Shandell Taylor	Essex	7.38	7.41	7.78	7.78	1	X	7.11	7.57	7.78	1	+1.7	NS
6	81	Jack Sumners	Warks	6.87	X	7.12	7.12	3	X	7.25	7.26	7.26	3	+1.3	NS
7	37	Daniel Hopper	Herts	6.51	7.08	7.33	7.33	2	X	X	6.79	7.33	2	+0.7	NS
8	41	Ben Sutton	Kent	6.73	6.80	X	6.80	4	6.87	6.87	X	6.87	4	+0.7	ES
9															
10															
11															
12															
13															
14															
15															
16															
17															
18															
19															
20															
21															
22															
23															
24															
25															

pos	name	county	dist	std	pos	name	county	dist	std
1					5				
2					6				
3					7				
4					8				

Judge 1: *[Signature]*
 Judge 2: *[Signature]*
 Judge 3: *[Signature]*
 Referee: *[Signature]*

Senior Boys Long Jump

ES: 6.80 NS: 6.90 BP: 7.97

START: 11:20
FINISH: 12:05

F7 at 11:30 - LJ1

				1	2	3	best	pos	4	5	6	best	pos	wind	std
+	1	11	Luke Southerton	Chesh	-0.1	-1.2	(+0.7)		+1.2	+0.6	+0.5				
+	2	21	Samuel Gooding	Devon	-1.2	+0.7	-0.8		(+0.6)	+1.5	+0.4				
+	3	85	Callum Orange	WYork	-1.2	(-0.5)	+1.3		+0.8	+0.6	+0.3				
+	4	87	Jake Burkey	Wilts	-1.3	-0.7	+0.8		+0.2	(-0.4)	+1.8				
+	5	27	Shandell Taylor	Essex	-1.1	-0.4	(+1.7)		+1.5	0.0	+2.1				
+	6	81	Jack Sumners	Warks	0.0	0.0	+1.1		+1.2	+0.9	(+1.3)				
+	7	37	Daniel Hopper	Herts	+0.1	-1.2	(+0.7)		+0.6	+0.9	+0.1				
+	8	41	Ben Sutton	Kent	+0.5	-0.9	+1.0		+1.6	(+0.7)	+1.7				
	9														
	10														
	11														
	12														
	13														
	14														
	15														
	16														
	17														
	18														
	19														
	20														
	21														
	22														
	23														
	24														
	25														

pos	name	county	dist	std	pos	name	county	dist	std
1				5					
2				6					
3				7					
4				8					

Judge 1 *Paul Rutteridge*
 Judge 2 _____
 Judge 3 _____
 Referee _____

15.10
16.10

Senior Boys Triple Jump

F47 at 15:00 - TJ2

ES: 13.90 NS: 14.40 BP: 16.22

			1	2	3	best	pos	4	5	6	best	pos	wind	std
1	25	Harrison Whitfield	Durham	X	13.57	13.82	13.82	13.85	13.19	r	13.85	7	+1.8	
2	67	Matthew Yates	Shrop	13.16	X	X	13.16	X	12.90	11.46	13.16	8	+1.1	
3	54	Samuel Oduro Antwi	Midd	13.77	14.25	14.47	14.47	14.25	14.30	14.35	14.47	3	+0.8	N
4	29	Joel Townley	Glouc	14.06	14.00	X	14.06	14.38	14.66	13.89	14.66	2	+0.5	N
5	27	Theophilus Fadayiro	Essex	14.84	X	14.32	14.32	14.06	14.02	.	14.32	6	+0.2	E
6	55	Wesley Matsuka-Williams	Norf	X	13.98	-	13.98	14.93	-	-	14.93	1	0.0	N
7	31	Emmanuel Odubanjo	Manch	13.61	X	14.17	14.17	14.09	14.35	14.23	14.35	4	+2.1	E
8	43	Matthew Ingram	Lancs	13.73	13.83	.	13.83	13.70	14.10	14.35	14.35	5	-0.4	E
9														
10														
11														
12														
13														
14														
15														
16														
17														
18														
19														
20														
21														
22														
23														
24														
25														

pos	name	county	dist	std	pos	name	county	dist	std
1					5				
2					6				
3					7				
4					8				

Judge 1 *U.C. M. A. Nelson*
 Judge 2 *[Signature]*
 Judge 3 *[Signature]*
 Referee *[Signature]*

15-10

COULD FOR

Senior Boys Triple Jump

F47 at 15:00 - TJ2

ES: 13.90 NS: 14.40 BP: 16.22

			1	2	3	best	pos	4	5	6	best	pos	wind	std	
1	25	Harrison Whitfield	11	X	Durham	0.5	0.3	0.8							
2	67	Matthew Yates	1	X	Shrop	1.1	0.5	0.4	1.8	0.0	T	T			
3	54	Samuel Oduro Antwi	11	X	Midd	0.6	0.0	0.8	0.7	1.3	-1.4				
4	29	Joel Townley	11	X	Glouc	0.7	0.5	1.4	1.7	1.3	-0.1				
5	27	Theophilus Fadayiro	11	X	Essex	1.4	0.3	0.2	0.4	0.5	-0.0				
6	55	Wesley Matsuka-Williams	13	X	Norf	0.7	0.5	-	-0.5	0.9	T	T			
7	31	Emmanuel Odubanjo	13	X	Manch	0.1	1.1	1.1	0.0	-	T	T			
8	43	Matthew Ingram	11	X	Lancs	1.1	1.2	0.2	1.5	2.1	-1.1				
9									0.5	0.5	-0.4				
10															
11															
12															
13															
14															
15															
16															
17															
18															
19															
20															
21															
22															
23															
24															
25															

pos	name	county	dist	std	pos	name	county	dist	std
1					5				
2					6				
3					7				
4					8				

Judge 1 M.A. Nelson
 Judge 2 U.S.B.
 Judge 3
 Referee [Signature]

4:00 / 4:20 / 4:35 / 4:50 / +10cm

Senior Boys Pole Vault

F27 at 16:35 - PV

ES: 4.20 NS: 4.50 BP: 5.16

	S/H	ht	ht	ht	ht	ht	ht	ht	ht	ht	ht	ht	ht	ht	ht	best	posn	std	
1	37	Elliot Breen	70	80	Herts	4.00	0	XXO	XXX							4.20	5		ES
2	25	Declan Murray	80	Durham	4.00	XXX										4.20	NM.		-
3	67	Jake Watson	65	Shrop	4.00	0	0	XO	XXX							4.35	2		ES
4	79	Jack Harris	80	Sussex	4.20	---	XX	X								---	NM.		-
5	31	Christopher Lamb	80	70	Manch	4.00	0	XXO	XXO	XXX						4.35	3		ES
6	77	Emmanuel Thomas	80	Surrey	4.35	---	---	0	0	0	XXX					4.60	1		NS
7	9	Oscar Jopp	80	Camb	4.00	0	0	XXX								4.20	4		ES
8	69	Ollie Thorner	80	Somer	4.00	0	XXX									4.00	6		-
9	53	Ross Hajipanayi	70	80	Midd	4.00	XO	XXX								4.00	7		-
10																			
11																			
12																			
13																			
14																			
15																			
16																			
17																			
18																			
19																			
20																			
21																			
22																			
23																			
24																			
25																			

pos	name	county	height	std	pos	name	county	height	std
1					5				
2					6				
3					7				
4					8				

Judge 1 *a-c*

Judge 2 *m. Murphy*

Judge 3

Referee *Et*

JOHN DRISCOLL

Senior Boys Shot

F39 at 12:00 - SHOT

ES: 13.00 NS: 14.00 BP: 20.64

				1	2	3	best	pos	4	5	6	best	pos	wind	std
1	17	Joe Moore	Cumb	X	13.04	12.56	13.04	4	12.52	12.06	13.21	13.21	5		E
2	63	Nathan Langley	Notts	11.09	11.32	11.66	11.66	9				11.66	9		-
3	79	Daniel-James Thomas	Sussex	16.55	16.92	17.23	17.23	1	15.85	16.44	17.85	17.85	1		N
4	41	Jack Royden	Kent	12.91	13.01	11.71	13.01	5	13.15	13.26	13.47	13.47	3		E
5	25	David Todd	Durham	X	11.77	12.16	12.16	6	11.65	12.89	12.93	12.93	6		-
6	11	George Hyde	Chesh	X	15.32	X	15.32	2	X	X	X	15.32	2		N
7	5	Alex Spratley-Kemp	Berks	11.83	X	X	11.83	8	X	X	X	11.83	8		-
8	51	James Carroll	Mersey	12.12	13.19	13.10	13.19	3	12.44	12.44	13.27	13.27	4		E
9	26	James Dods	Durham	11.09	11.68	11.46	11.68	8	10.66	X	11.89	11.89	7		-
10															
11															
12															
13															
14															
15															
16															
17															
18															
19															
20															
21															
22															
23															
24															
25															

pos	name	county	dist	std	pos	name	county	dist	std
1					5				
2					6				
3					7				
4					8				

Judge 1 _____
 Judge 2 *Madam*
 Judge 3 _____
 Referee *Elk*

New Balance English Schools' Track & Field Championships 2018

Start 1159 Finish 12.43

Start: 13.58
Finish: 14.50

Senior Boys Discus

F17 at 14:00 - D1

ES: 40.00 NS: 46.00 BP: 61.87

X

			1	2	3	best	pos	4	5	6	best	pos	wind	std
1	1	Robert Jedrzejczak	Avon	—	—	—	—	—	—	—	—	—		—
2	59	Ruaridh Lang	Nland	X	X	X	—	—	—	—	—	—		—
3	77	Reuben Vaughan	Surrey	41.07	42.99	41.51	42.99	4	41.32	36.58	42.96	42.99	4	ES
4	39	Joshua Tranmer	Humb	43.24	42.93	41.79	43.24	3	40.22	42.46	41.55	43.24	3	ES
5	38	Samuel Woodley	Herts	51.46	46.81	51.41	51.46	1	54.56	49.64	52.29	54.56	1	NS
6	41	Alfie Scopes	Kent	44.23	47.22	48.52	48.52	2	46.70	47.33	X	48.52	2	NS
7	71	Chukwuemeka Osammor	SYork	28.90	15.18	X	28.90	12	—	—	—	28.90	12	
8	89	Cameron Campbell	Chls	32.28	15.13	41.07	41.07	5	X	42.19	X	42.19	5	ES
9	63	Cameron Darkin-Price	Notts	X	39.98	38.49	39.98	8	39.61	X	X	39.98	8	
10	35	James Milburn	H&Wor	32.61	38.55	28.18	38.55	10	—	—	—	38.55	10	
11	29	Ben Wade	Glouc	38.29	40.15	37.83	40.15	7	39.87	X	40.73	40.73	6	ES
12	69	Kayokari Animashawun	Somer	34.30	39.15	31.84	39.15	9	—	—	—	39.15	9	
13	37	Peter Keefe	Herts	40.16	X	38.24	40.16	6	X	40.09	X	40.16	7	ES
14	11	Jordan Kelly	Chesh	33.09	37.07	37.27	37.27	11	—	—	—	37.27	11	
15														
16														
17														
18														
19														
20														
21														
22														
23														
24														
25														

pos	name	county	dist	std	pos	name	county	dist	std
1					5				
2					6				
3					7				
4					8				

Judge 1 _____
 Judge 2 *E. Williams*
 Judge 3 *Ref* *M. Murphy*
 Referee *[Signature]*

10.12 - 11.00

Senior Boys Javelin

F5 at 10:15 - J1

ES: 52.00 NS: 56.00 BP: 73.41

			1	2	3	best	pos	4	5	6	best	pos	wind	std	
1	53	Edward Chia-Croft	Midd	51.76	47.36	30.10	51.76	6	50.41	55.52	46.37	55.52	5		ES
2	61	withdrawn	NYork	-	-	-	-	-	-	-	-	-			
3	33	Tom Hewson	Hamp	X	64.65	62.76	64.65	1	64.88	67.83	69.13	69.13	1		NS
4	27	Joss Foot	Essex	56.56	60.04	62.01	62.01	2	56.91	X	X	62.01	3		NS
5	55	Don Baker	Norf	54.21	52.49	54.38	54.38	4	53.66	X	X	54.38	6		ES
6	79	Edan Cole	Sussex	59.16	60.91	X	60.91	3	X	60.25	62.05	62.05	2		NS
7	54	Luke Miller	Midd	X	X	ret	NM	-	-	-	-	-			
8	5	Jade Compton-Stewart	Berks	-	ret		NM	-	-	-	-	-			
9	23	Cameron Hale	Dorset	49.05	51.06	53.54	53.54	5	51.73	55.05	57.04	57.04	4		NS
10	75	Kieron Sadler	Suff	47.58	48.42	49.57	49.57	9	-	-	-	49.57	9		
11	69	Freddie Thornhill	Somer	47.17	48.80	47.79	48.80	10	-	-	-	48.80	10		
12	49	Jonny Payne	London	X	50.17	41.45	50.17	7	X	48.61	45.15	50.17	8		
13	45	Luke Taylor	Leics	X	49.89	50.09	50.09	8	X	51.23	47.97	51.23	7		
14															
15															
16															
17															
18															
19															
20															
21															
22															
23															
24															
25															

pos	name	county	dist	std	pos	name	county	dist	std
1				5					
2				6					
3				7					
4				8					

Judge 1 *[Signature]*
 Judge 2 *[Signature]*
 Judge 3 *[Signature]*
 Referee

S 2.28
F 3.00



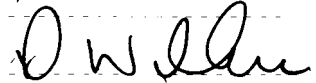
F42 at 14:30 - H1

Senior Boys Hammer

ES: 52.00 NS: 58.00 BP: 76.84

				1	2	3	best	pos	4	5	6	best	pos	wind	std
1	75	Oliver Graham	Suff	58.04	X	X	58.04	4	X	55.80	X	58.04	4		NS
2	87	Josh Ricketts	Wilts	45.40	X	48.10	48.10	7	50.67	48.76	X	50.67	7		-
3	78	James Lancaster	Surrey	56.35	X	57.03	57.03	5	X	X	X	57.03	6		⊖
4	79	Ben Hawkes	Sussex	59.98	X	X	59.98	3	X	X	X	59.98	3		NS
5	5	Oliver Hewitt	Berks	59.70	62.85	X	62.85	1	57.20	X	X	62.85	1		NS
6	77	Samuel Mace	Surrey	56.49	61.38	X	61.38	2	60.90	59.85	59.63	61.38	2		NS
7	27	Jolaoluwa Omotosho	Essex	51.97	X	55.81	55.81	6	57.16	X	57.51	57.51	5		⊖
8															
9															
10															
11															
12															
13															
14															
15															
16															
17															
18															
19															
20															
21															
22															
23															
24															
25															

pos	name	county	dist	std	pos	name	county	dist	std
1					5				
2					6				
3					7				
4					8				

Judge 1 
 Judge 2 
 Judge 3 
 Referee 